




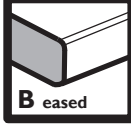









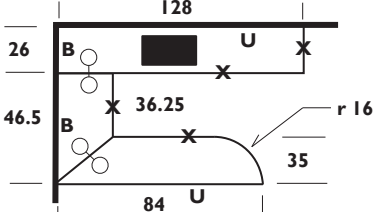
Customer _____	Job Name/PO _____
Phone/Fax _____	GMW Job # _____
Ship To _____	

1. Wood _____	4. Surface (circle one)	5. Backsplash (if applicable)
2. Thickness <input type="radio"/> 1" <input type="radio"/> 2-1/2" <input type="radio"/> 1-1/2" <input type="radio"/> 3" <input type="radio"/> 2" <input type="radio"/> custom _____	 	 
3. Finish <input type="radio"/> Natural Oil (only food safe finish) <input type="radio"/> Marine Oil (wet areas) <input type="radio"/> Unfinished (no warranty)	6. Custom <input type="radio"/> Sink-top mount <input type="radio"/> Stove <input type="radio"/> Sink-under mount <input type="radio"/> Curve <input type="radio"/> TEMPLATE(S) BEING SENT	

7. Edge Detail (circle one or indicate custom detail below)

								
A square	B eased	C waterfall	D bevel	E under	F victorian	G baroque	H ogee	I deco

Drawing instructions: All units in inches, include backsplash
 Use as many pages as necessary to identify all specifications/details
 Key:
X = Edge detail **U** = No edge detail
B = Backsplash **R** = Curve radius
■ = Wall **○-○** = Joint with drawbolts



8. Signature if all dimensions and specifications are final _____ date _____
 Do not sign if information is for quoting purposes. Changes after final order approval will be subject to change fees